








nistan	General government gross debt	Percent of GDP		
Albania	General government gross debt	Percent of GDP		72.104
Algeria	General government gross debt	Percent of GDP		9.861
Angola	General government gross debt	Percent of GDP		38.437
Antigua and Barbuda	General government gross debt	Percent of GDP		97.189
Argentina	General government gross debt	Percent of GDP		48.910
Armenia	General government gross debt	Percent of GDP		41.459
Australia	General government gross debt	Percent of GDP		30.605
Austria	General government gross debt	Percent of GDP		80.113
Azerbaijan	General government gross debt	Percent of GDP		15.940
The Bahamas	General government gross debt	Percent of GDP		60.059
Bahrain	General government gross debt	Percent of GDP		47.074
Bangladesh	General government gross debt	Percent of GDP		33.923
Barbados	General government gross debt	Percent of GDP		102.001
Belarus	General government gross debt	Percent of GDP		35.704
Belgium	General government gross debt	Percent of GDP		101.927
Belize	General government gross debt	Percent of GDP		76.602
Benin	General government gross debt	Percent of GDP		29.531
Bhutan	General government gross debt	Percent of GDP		108.093
Bolivia	General government gross debt	Percent of GDP		29.831
Bosnia and Herzegovina	General government gross debt	Percent of GDP		46.149
Botswana	General government gross debt	Percent of GDP		14.797
Brazil	General government gross debt	Percent of GDP		65.825
Brunei Darussalam	General government gross debt	Percent of GDP		2.287
Bulgaria	General government gross debt	Percent of GDP		25.163
Burkina Faso	General government gross debt	Percent of GDP		31.206
Burundi	General government gross debt	Percent of GDP		29.989
Cabo Verde	General government gross debt	Percent of GDP		110.429
Cambodia	General government gross debt	Percent of GDP		28.934
Cameroon	General government gross debt	Percent of GDP		24.394
Canada	General government gross debt	Percent of GDP		88.082
Central African Republic	General government gross debt	Percent of GDP		45.679
Chad	General government gross debt	Percent of GDP		31.868
Chile	General government gross debt	Percent of GDP		13.863
China	General government gross debt	Percent of GDP		40.724
Colombia	General government gross debt	Percent of GDP		34.001
Comoros	General government gross debt	Percent of GDP		18.558
Democratic Republic of the C	General government gross debt	Percent of GDP		20.693
Republic of Congo	General government gross debt	Percent of GDP		38.226
Costa Rica	General government gross debt	Percent of GDP		38.701
Côte d'Ivoire	General government gross debt	Percent of GDP		36.474
Croatia	General government gross debt	Percent of GDP		66.293
Cyprus	General government gross debt	Percent of GDP		117.414
Czech Republic	General government gross debt	Percent of GDP		44.355
Denmark	General government gross debt	Percent of GDP		45.073
Djibouti	General government gross debt	Percent of GDP		41.760
Dominica	General government gross debt	Percent of GDP		75.588
Dominican Republic	General government gross debt	Percent of GDP		35.487

Ecuador	General government gross debt	Percent of GDP		27.003
Egypt	General government gross debt	Percent of GDP		93.831
El Salvador	General government gross debt	Percent of GDP		57.749
Equatorial Guinea	General government gross debt	Percent of GDP		6.984
Eritrea	General government gross debt	Percent of GDP		124.948
Estonia	General government gross debt	Percent of GDP		10.188
Ethiopia	General government gross debt	Percent of GDP		22.822
Fiji	General government gross debt	Percent of GDP		50.107
Finland	General government gross debt	Percent of GDP		57.925
France	General government gross debt	Percent of GDP		95.203
Gabon	General government gross debt	Percent of GDP		18.490
The Gambia	General government gross debt	Percent of GDP		80.220
Georgia	General government gross debt	Percent of GDP		33.919
Germany	General government gross debt	Percent of GDP		75.501
Ghana	General government gross debt	Percent of GDP		65.322
Greece	General government gross debt	Percent of GDP		174.247
Grenada	General government gross debt	Percent of GDP		111.290
Guatemala	General government gross debt	Percent of GDP		24.821
Guinea	General government gross debt	Percent of GDP		36.487
Guinea-Bissau	General government gross debt	Percent of GDP		72.080
Guyana	General government gross debt	Percent of GDP		57.773
Haiti	General government gross debt	Percent of GDP		24.527
Honduras	General government gross debt	Percent of GDP		46.610
Hong Kong SAR	General government gross debt	Percent of GDP		6.489
Hungary	General government gross debt	Percent of GDP		79.094
Iceland	General government gross debt	Percent of GDP		86.403
India	General government gross debt	Percent of GDP		60.484
Indonesia	General government gross debt	Percent of GDP		26.179
Islamic Republic of Iran	General government gross debt	Percent of GDP		11.223
Iraq	General government gross debt	Percent of GDP		30.734
Ireland	General government gross debt	Percent of GDP		112.440
Israel	General government gross debt	Percent of GDP		67.426
Italy	General government gross debt	Percent of GDP		136.718
Jamaica	General government gross debt	Percent of GDP		139.941
Japan	General government gross debt	Percent of GDP		245.051
Jordan	General government gross debt	Percent of GDP		90.026
Kazakhstan	General government gross debt	Percent of GDP		13.724
Kenya	General government gross debt	Percent of GDP		44.708
Kiribati	General government gross debt	Percent of GDP		15.905
Korea	General government gross debt	Percent of GDP		35.443
Kosovo	General government gross debt	Percent of GDP		
Kuwait	General government gross debt	Percent of GDP		5.900
Kyrgyz Republic	General government gross debt	Percent of GDP		51.069
Lao P.D.R.	General government gross debt	Percent of GDP		61.235
Latvia	General government gross debt	Percent of GDP		35.985
Lebanon	General government gross debt	Percent of GDP		144.871
Lesotho	General government gross debt	Percent of GDP		41.067
Liberia	General government gross debt	Percent of GDP		34.655

Libya	General government gross debt	Percent of GDP		0.000
Lithuania	General government gross debt	Percent of GDP		39.960
Luxembourg	General government gross debt	Percent of GDP		24.204
FYR Macedonia	General government gross debt	Percent of GDP		36.346
Madagascar	General government gross debt	Percent of GDP		33.990
Malawi	General government gross debt	Percent of GDP		57.912
Malaysia	General government gross debt	Percent of GDP		56.621
Maldives	General government gross debt	Percent of GDP		98.297
Mali	General government gross debt	Percent of GDP		32.389
Malta	General government gross debt	Percent of GDP		71.905
Marshall Islands	General government gross debt	Percent of GDP		52.757
Mauritania	General government gross debt	Percent of GDP		70.043
Mauritius	General government gross debt	Percent of GDP		53.465
Mexico	General government gross debt	Percent of GDP		47.954
Micronesia	General government gross debt	Percent of GDP		25.846
Moldova	General government gross debt	Percent of GDP		25.358
Mongolia	General government gross debt	Percent of GDP		
Montenegro	General government gross debt	Percent of GDP		60.272
Morocco	General government gross debt	Percent of GDP		65.979
Mozambique	General government gross debt	Percent of GDP		51.350
Myanmar	General government gross debt	Percent of GDP		39.454
Namibia	General government gross debt	Percent of GDP		27.567
Nepal	General government gross debt	Percent of GDP		26.257
Netherlands	General government gross debt	Percent of GDP		69.413
New Zealand	General government gross debt	Percent of GDP		34.935
Nicaragua	General government gross debt	Percent of GDP		29.897
Niger	General government gross debt	Percent of GDP		41.767
Nigeria	General government gross debt	Percent of GDP		10.581
Norway	General government gross debt	Percent of GDP		29.516
Oman	General government gross debt	Percent of GDP		8.130
Pakistan	General government gross debt	Percent of GDP		63.688
Palau	General government gross debt	Percent of GDP		
Panama	General government gross debt	Percent of GDP		42.843
Papua New Guinea	General government gross debt	Percent of GDP		38.345
Paraguay	General government gross debt	Percent of GDP		18.545
Peru	General government gross debt	Percent of GDP		19.310
Philippines	General government gross debt	Percent of GDP		36.271
Poland	General government gross debt	Percent of GDP		49.426
Portugal	General government gross debt	Percent of GDP		131.257
Qatar	General government gross debt	Percent of GDP		25.468
Romania	General government gross debt	Percent of GDP		39.870
Russia	General government gross debt	Percent of GDP		15.695
Rwanda	General government gross debt	Percent of GDP		29.052
Samoa	General government gross debt	Percent of GDP		
San Marino	General government gross debt	Percent of GDP		
São Tomé and Príncipe	General government gross debt	Percent of GDP		71.625
Saudi Arabia	General government gross debt	Percent of GDP		2.575
Senegal	General government gross debt	Percent of GDP		50.295

Serbia	General government gross debt	Percent of GDP		75.625
Seychelles	General government gross debt	Percent of GDP		64.255
Sierra Leone	General government gross debt	Percent of GDP		33.036
Singapore	General government gross debt	Percent of GDP		103.114
Slovak Republic	General government gross debt	Percent of GDP		55.653
Slovenia	General government gross debt	Percent of GDP		77.402
Solomon Islands	General government gross debt	Percent of GDP		14.600
South Africa	General government gross debt	Percent of GDP		47.946
South Sudan	General government gross debt	Percent of GDP		22.686
Spain	General government gross debt	Percent of GDP		98.639
Sri Lanka	General government gross debt	Percent of GDP		76.550
St. Kitts and Nevis	General government gross debt	Percent of GDP		86.194
St. Lucia	General government gross debt	Percent of GDP		84.605
St. Vincent and the Grenadines	General government gross debt	Percent of GDP		78.058
Sudan	General government gross debt	Percent of GDP		90.787
Suriname	General government gross debt	Percent of GDP		33.473
Swaziland	General government gross debt	Percent of GDP		17.231
Sweden	General government gross debt	Percent of GDP		42.155
Switzerland	General government gross debt	Percent of GDP		47.165
Syria	General government gross debt	Percent of GDP		n/a
Taiwan Province of China	General government gross debt	Percent of GDP		40.029
Tajikistan	General government gross debt	Percent of GDP		28.817
Tanzania	General government gross debt	Percent of GDP		42.113
Thailand	General government gross debt	Percent of GDP		47.933
Timor-Leste	General government gross debt	Percent of GDP		
Togo	General government gross debt	Percent of GDP		45.040
Tonga	General government gross debt	Percent of GDP		
Trinidad and Tobago	General government gross debt	Percent of GDP		30.533
Tunisia	General government gross debt	Percent of GDP		50.468
Turkey	General government gross debt	Percent of GDP		33.600
Turkmenistan	General government gross debt	Percent of GDP		15.798
Tuvalu	General government gross debt	Percent of GDP		56.920
Uganda	General government gross debt	Percent of GDP		35.410
Ukraine	General government gross debt	Percent of GDP		67.615
United Arab Emirates	General government gross debt	Percent of GDP		11.433
United Kingdom	General government gross debt	Percent of GDP		91.982
United States	General government gross debt	Percent of GDP		105.619
Uruguay	General government gross debt	Percent of GDP		66.353
Uzbekistan	General government gross debt	Percent of GDP		8.578
Vanuatu	General government gross debt	Percent of GDP		22.451
Venezuela	General government gross debt	Percent of GDP		46.193
Vietnam	General government gross debt	Percent of GDP		54.796
Yemen	General government gross debt	Percent of GDP		48.198
Zambia	General government gross debt	Percent of GDP		32.365
Zimbabwe	General government gross debt	Percent of GDP		